

Benchmarking blood donor safety practices: a first experience

Gilles Folléa¹, Pierre Tiberghien²

1- European Blood Alliance, Brussels, Belgium g.follea@sanquin.nl

2- Etablissement Français du Sang, Saint Denis, France
pierre.tiberghien@efs.sante.fr

16th International Haemovigilance Seminar

Barcelona, March 5, 2014

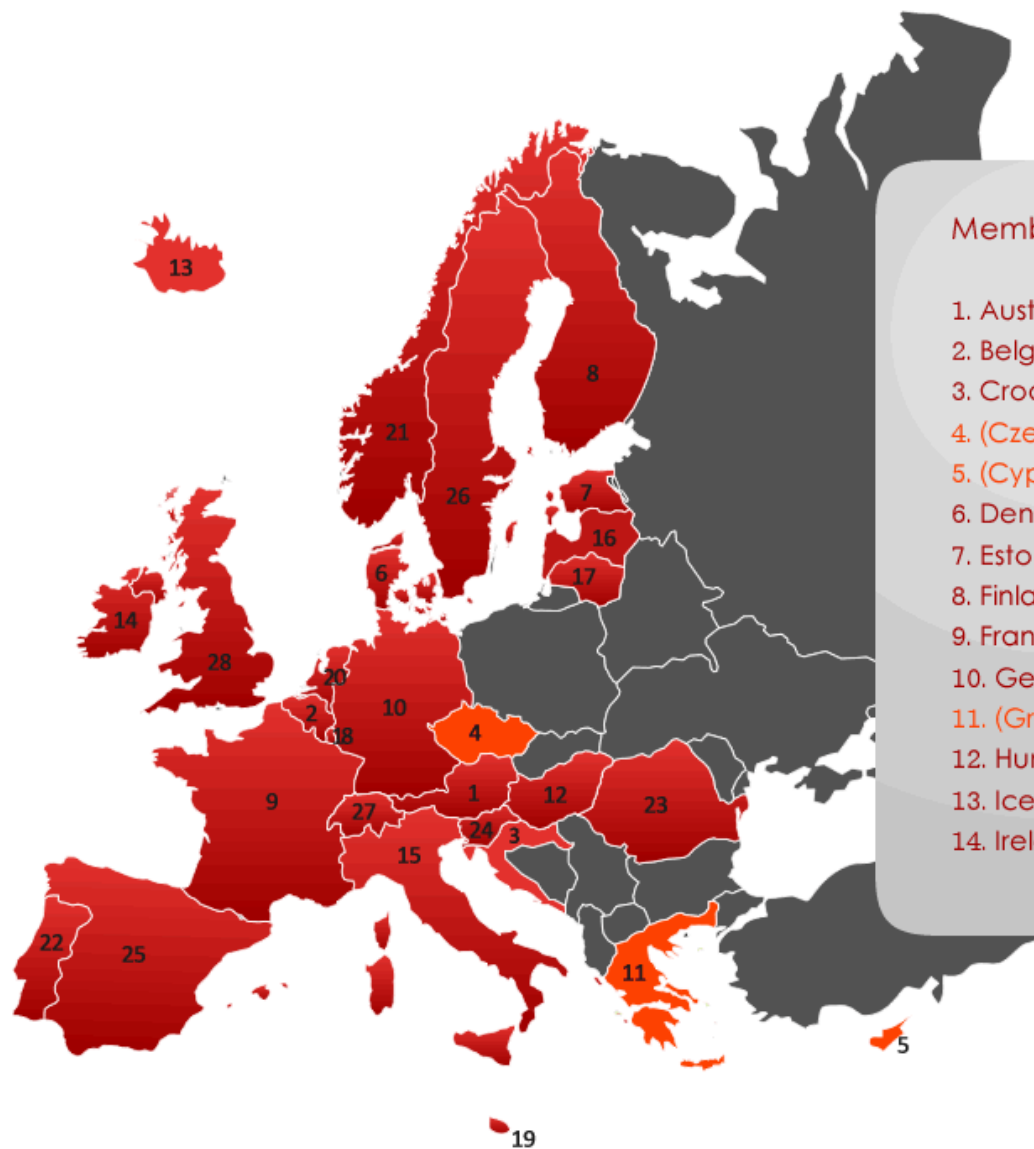
Background and objectives

Background: blood donor safety

- Major importance
- Assessment in scientific studies: recent
- Important variations in practices still persist.

Objectives

- To **benchmark donor safety practices** implemented at EFS, with help from international experts
- To **identify ways of improvement**
 - for EFS
 - and other blood establishments of EBA.

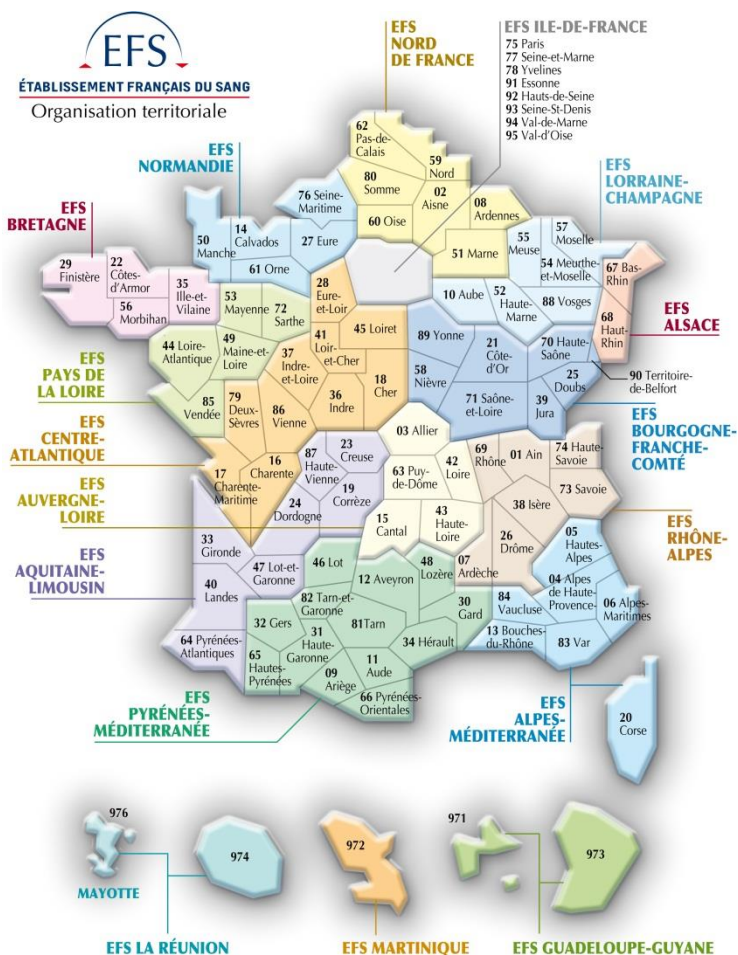


Member (Dormant)

- | | |
|---------------------|------------------------|
| 1. Austria | 15. Italy |
| 2. Belgium – 2 | 16. Latvia |
| 3. Croatia | 17. Lithuania |
| 4. (Czech Republic) | 18. Luxembourg |
| 5. (Cyprus) | 19. Malta |
| 6. Denmark | 20. The Netherlands |
| 7. Estonia | 21. Norway |
| 8. Finland | 22. Portugal |
| 9. France | 23. Romania |
| 10. Germany – 2 | 24. Slovenia |
| 11. (Greece) | 25. Spain |
| 12. Hungary | 26. Sweden |
| 13. Iceland | 27. Switzerland |
| 14. Ireland | 28. United Kingdom – 4 |

Population: 450 M

Blood donations: 18 M



2012:

- 3,1 million blood donations
- 1.7 million blood donors of which 360,000 first-time donors
- 153 blood centers, 40,000 mobile blood collection operations
- 9,800 employees
- A budget of €846 million



Etablissement Français du Sang

LE LIEN ENTRE LA GÉNÉROSITÉ DES DONNEURS DE SANG ET LES BESOINS DES MALADES



EFS
NORD
DE FRANCE

EFS ILE-DE-FRANCE

75 Paris
77 Seine-et-Marne
78 Yvelines
91 Essonne
92 Hauts-de-Seine
93 Seine-St-Denis
94 Val-de-Marne

62

L'EFS: the only transfusion establishment in France:

- Risk for emulation, constructive criticism and innovation
- Professional expertise seldomly present outside of the EFS
- Expert transfusion « regulators »: most often trained at the EFS
- Insufficient outreach towards «non-french » transfusion experts by our regulators and health authorities

Maybe are we not that good!?

Emulation (Webster) : ambition or endeavor to equal or excel others



Benchmarking: definition and process

(N. Heddle, 2013)

Definition

*“A structured, continuous, collaborative process in which comparisons for selected indicators are used to **identify factors** which when **implemented** will **improve** transfusion practices”.*

Benchmarking process components

1. **Comparisons** between institutions to identify practice variation;
2. Communication and/or evaluation process to **identify** factors associated with **best practices**;
3. **Introduce** best practice factors into one's own setting;
4. **Re-evaluate** performance.

Methodology and Main Outcomes

- **Voluntary basis:** request from EFS to EBA
- **Joint EFS – EBA Meeting / Paris, 20 – 21 June 2013**
- **EFS presentation to 4 experts (DE, FI, NL, UK):**
 - D1: Visit of blood collection site
 - D2: Workshop with presentation by EFS of all available data as to means and results with regard:
 - to **preventing** adverse donor reactions
 - **curing / managing** donors with adverse reactions
 - donor **vigilance**

- Discussion with EFS managers involved in donor safety.
- EBA - facilitated identification of best practices and ways for improvement of donor safety.
- Identification of strengths, weaknesses and actions review approved by all participants.

Specifics

Whole blood donation volumes

Practice variation

- **EU Regulation:** 450 +/- 50mL
- **FR, UK:** donors deferred if planned collected volume exceeds 15 % of blood volume (BV)
- This limitation is apparently not always implemented elsewhere.

Good Practice (GP) recommended

- Blood establishments (BE) not doing so yet should implement CoE Guide recommendations: *“Because of risk of adverse reactions, no more than 15 % of estimated BV should be collected. In case of **women weighing < 65 kg** and donating a total > 485 mL (**450** + 35 mL for testing), the blood volume should be calculated.”*

Calculated minimum blood volume of a female donor donating 485, 510, or 535 mL

(CoE Guide, 17th edition, 2013)

Volume of blood to be collected	Maximum percentage of blood volume collected	Minimum acceptable blood volume
450 mL + 35 mL	15%	3,233 mL
475 mL + 35 mL	15%	3,400 mL
500 mL + 35 mL	15%	3,567 mL

- Men weighing ≥ 50 kg have a sufficiently large BV to donate a total 535 mL (500 + 35)
- Women weighing ≥ 50 kg have a sufficiently large BV to donate a total 485 mL (450 + 35)

Hemoglobin measurement and levels

Practice variation

- **EU Reg:** Hb in donor's blood ≥ 125 g/L (F); ≥ 135 g/L (M)
- **France** (based on Lotfi 2005 and Ziemann 2006 studies)
 - Pre-donation Hb screening: new & returning donors, donors with <125 g/L (F); < 135 g/L (M) at previous donation blood count
 - Blood count performed at each donation
 - No Hb screening if ≥ 125 g/L (F); ≥ 135 g/L (M) at previous donation
- **Other countries:** pre-donation Hb screening in all donors .

Conclusion/action

EFS encouraged to submit its experience for publication in a peer reviewed journal, with regard to donor safety (and in the perspective of a possible EU blood directive revision).

Prevention of Vasovagal reactions

EFS Data, 2012

3,1 million blood donations

Incidence per 100 000 donations

Immediate vasovagal reactions 99,9

Whole Blood	101,2
Apheresis	93,0

Donor 18<=30 years old	191,0
Donor > 30 years old	28,4

Male donors	85,1
Female donors	117,4

New	288,4
Repeat	68,2

Delayed vasovagal reactions 12,1

Whole Blood	12,0
Apheresis	12,8

Donor 18<=30 years old	13,9
Donor > 30 years old	7,5

Male donors	3,6
Female donors	22,2

New	18,8
Repeat	11,0

Prevention of Vasovagal reactions

Practice variation

- **EU Regulation:** no requirement
- **FR:** donor hydration is set up; muscle tension not encouraged
- **Other countries:** donor hydration set up and muscle tension encouraged.

GP recommendation

- Donor hydration and muscle tension to be considered as GP
- EFS encouraged to reorganize the post-donation resting areas to insure facial contact between donors and staff
- EFS encouraged not to wait too long to perform its study on effectiveness of isotonic hydration and muscle tension.

“Evasion” study: randomized clinical trial evaluating the impact of isotonic hydration and/ or muscle tension on the frequency and severity of vasogal reactions in 4500 whole blood donors

Prevention of cardiovascular decompensation

Practice variation

– EU Regulation:

- Prospective donors with active or past serious CV disease: permanent deferral
- Blood pressure (BP), pulse rate (PR): no requirement

– FR, DE, NL: BP and PR measured before each donation

– FI, UK: BP and PR not measured in blood donors

Conclusion/action

- Studies needed to assess potential value of BP and PR for donor safety
- FR requested to make its SOP available for all other criteria implemented for preventing this type of risk.

Qualification required for pre-donation interview

Practice variation

- **EU Regulation:** interview by a **qualified healthcare professional**
- **FR, DE:** interview must be carried out by a **MD**
- **FI and UK:** interviews carried out by **non-MDs** (MD on call).
- **NL:** MD for new and returning donors, non-MDs for regular donors, MD on site.

Conclusion/action

- Impossible to objectively identify GP for pre-donation interviewer qualification (MD or not).
- EFS to pursue its project to introduce qualified nurses for pre-donation interviews and publish its experience.

Staff training and qualification

EFS practice

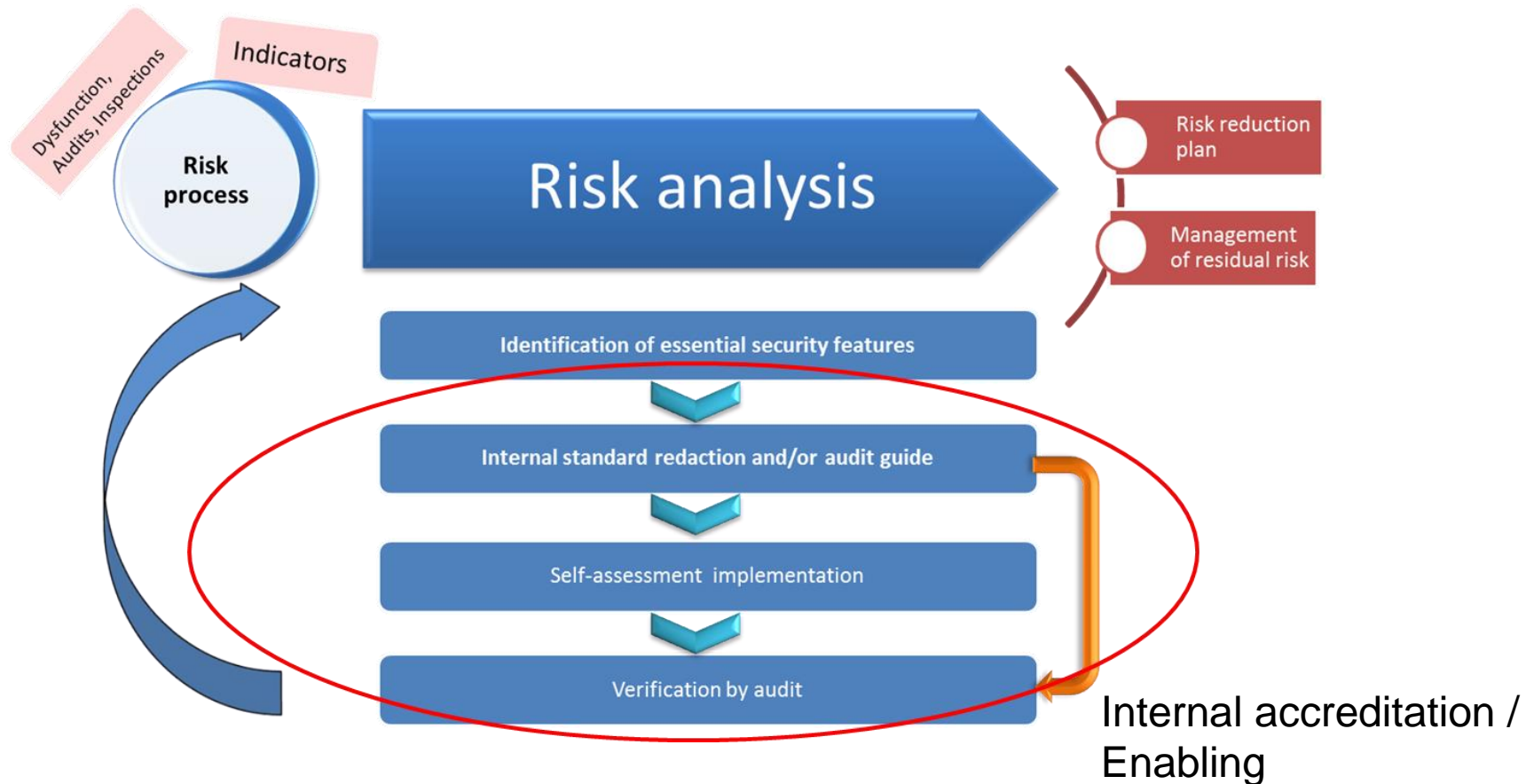
- Training procedure
- Staff qualification
- Staff assessment after re-training: maintain, upgrade or downgrade qualification.

Conclusion/action

- EFS practice appreciated by the international experts
- EFS requested to make available to other BEs its staff training and qualification procedures (available in english).

Self-assessment system to reduce risks

EFS practice



Self-assessment system to reduce risks

EFS practice

1- Internal standard established on the basis of essential security feature identified

2- Self-assessment guide established on:

-> what is expected regarding the internal standard

-> a scoring system

3- A technical committee in charge of:

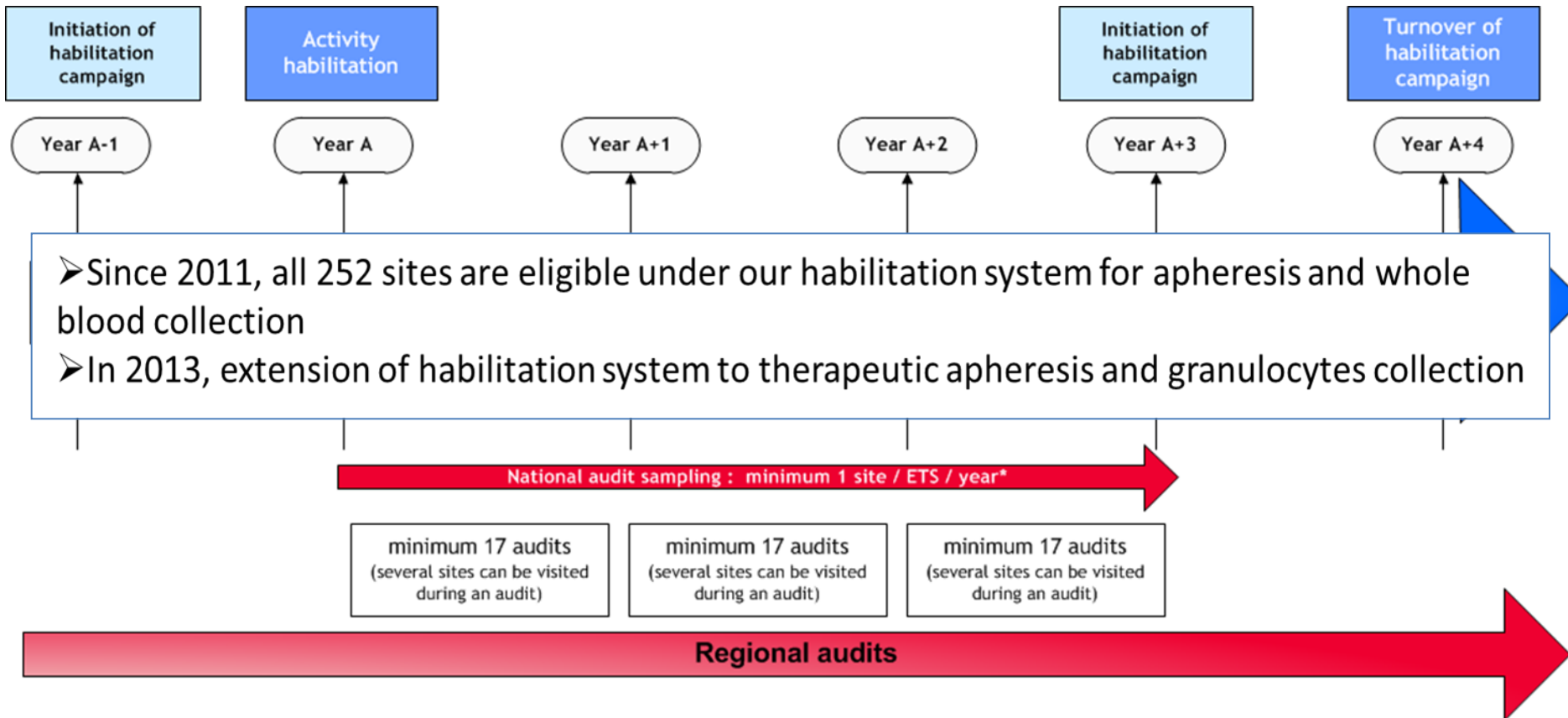
-> analyzing and evaluating all results and actions plan regarding safety aspect

-> recommending actions

-> concluding about eligibility

-> appointing audits on specific sites

Self-assessment system to reduce risks



Conclusion/action

- EFS practice appreciated by the international experts
- EFS encouraged to publish its experience and to further assess and validate the method in a second country.

Donor vigilance to monitor/assess donor adverse events (“near misses”) and reactions

Practices: globally equivalent in all 5 countries

- Rates of severe adverse reactions in donors roughly comparable
- All significant SARD and SAE quickly reported to BE board staff and discussed at national level
- Difficulties for benchmarking practices and deducing donor safety measures from current vigilance data.

GP recommendations

- Regular discussion on donor safety issues at national level should be encouraged as GP
- Need to improve capacity to deduce donor safety measures from vigilance data

Post-workshop follow up: current status

Whole blood donation volumes

Practice variation

- **EU Regulation:** 450 +/- 50mL
- **FR, UK:** donors deferred if collection would exceed 15 % of blood volume (BV)
- This limitation is not always implemented elsewhere

GP re

...ing so yet should implement CoE Guide

Recommendations: *“Because of risk of adverse reactions, no more than 15 % of estimated BV should be collected. In case of **women weighing < 65 kg** and donating a total > 485 mL (450 + 35 mL for testing), the blood volume should be calculated.”*

Hemoglobin measurement and levels

Practice variation

- **EU Reg:** Hb in donor's blood ≥ 125 g/L (F); ≥ 135 g/L (M)
- **FR** (based on Lotfi 2005 and Zieff studies)
 - Pre-donation Hb screening: ≥ 125 g/L (F); ≥ 135 g/L (M) donors, donors with <125 g/L (F); < 135 g/L (M) have a pre-donation blood count
 - Blood count taken on donation
 - No Hb screening if ≥ 125 g/L (F); ≥ 135 g/L (M) at previous donation
- **Other countries:** pre-D. Hb screening in all donors .

Conclusion/action

EFS encouraged to submit its experience for publication in a peer reviewed journal, with regard to donor safety (and in perspective of EU blood directive revision).

Prevention of Vasovagal reactions

Practice variation

- **EU Regulation:** no requirement
- **FR:** donor hydration is set up
- **Other countries:** done
- encouraged.

GP recomm

- D
- considered as GP
- donation rest areas to
- donors and staff

Post-donation rest areas will be adapted when needed current 2014

Evasion study underway, 2000 donors included as of february 2014

... too long to perform its study on isotonic hydration and muscle tension.

... randomized clinical trial evaluating the impact of isotonic hydration and/or muscle tension on the frequency and severity of vasogal reactions in 4500 whole blood donors

Prevention of cardiovascular decompensation

Practice variation

– EU Regulation:

- Prospective donors with active or previous CV disease: permanent deferral
- Blood pressure (BP) and pulse rate (PR): no requirement

– FR, DE, NL: BP measured before each donation

– FI, UK: BP not measured in blood donors

Conclusion

- Rules needed to assess potential value of BP and PR for donor safety
- FR requested to make its SOP available for all other criteria implemented for preventing this type of risk.

Qualification required for pre-donation interview

Practice variation

- **EU Regulation:** interview by qualified person
- **FR, DE:** interview must be performed by a qualified person
- **FI and UK:** interview must be performed by a qualified person
- **NL:** MD or not (call).

Conclusion

- Implement a project to identify GP for pre-donation interview (MD or not).
- EFS to continue its project to introduce qualified nurses for pre-donation interviews and publish its experience.

Large scale experimentation to evaluate feasibility and safety of pre-donation interviews by nurses scheduled to be initiated in 2014

Staff training and qualification

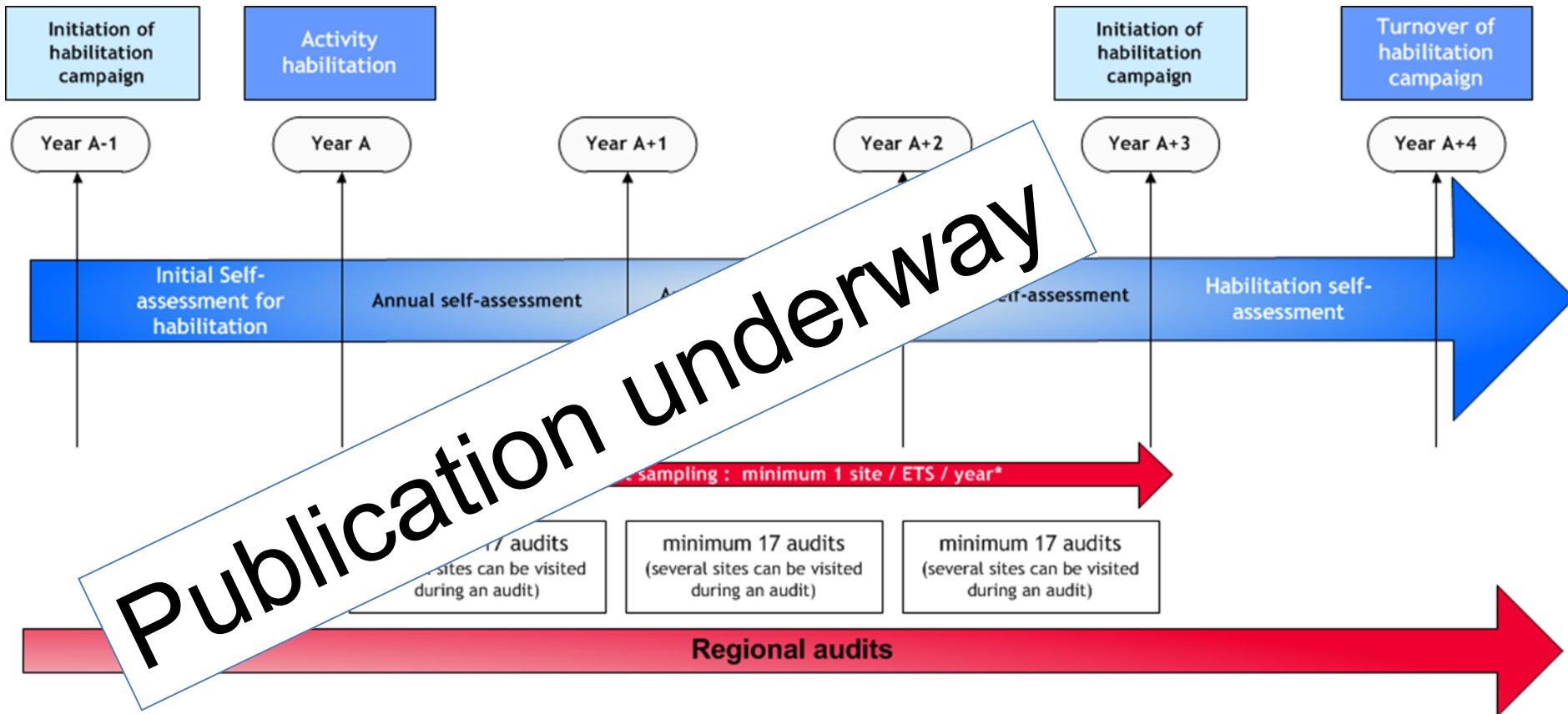
EFS practice

- Training procedure
- Staff qualification
- Staff assessment after
downgrade qualification

Staff training and qualification procedures to be made available

- be appreciated by the international experts
- requested to make available to other BEs its staff training and qualification procedures (available in EN).

Self-assessment system to reduce risks



Conclusion/action

- EFS practice appreciated by the international experts
- EFS encouraged to publish its experience and to further assess and validate the method in a second country.

Donor vigilance to monitor/assess donor safety adverse events ("near misses")

Practices: globally equivalent

- Rates of severe adverse events
- All significant adverse events
- Regular discussion on donor safety issues at national level should be encouraged as GP
- Need to improve capacity to deduce donor safety measures from vigilance data

GP

- Regular discussion on donor safety issues at national level should be encouraged as GP
- Need to improve capacity to deduce donor safety measures from vigilance data

For all of us!

Conclusions

- The international experts appreciated the efforts of EFS and the method used for this meeting.
- The benchmarking method set up for this meeting on donor safety proved to be effective in identifying practice variation and for a number of items good (best) practice
- They expressed confidence in the system and measures implemented by EFS for donor safety
- A follow up of the meeting outcomes will be organized to assess if this benchmarking exercise succeeded in inducing changes in practices, and beyond in improving donor safety.

Benchmarking donor safety practices: lessons drawn

- **Added value, helped identifying:**
 - GPs for medical points (blood donation volumes, muscle tension) and organisational points (staff training and qualification);
 - Domains for which GPs cannot be identified, needing (further) studies (Hb screening, qualification for pre-donation interview).
 - Potentially helpful for regulation revisions
- **Feasibility, acceptability**
 - Based on a careful preparation (neither inspection, nor audit)
 - All participants positively involved
- **Ways for improvement**
 - Completing the benchmarking cycle

Current limitations of donor vigilance

- **Definitions**

- Universally accepted definitions still missing despite huge efforts

- **Denominators**

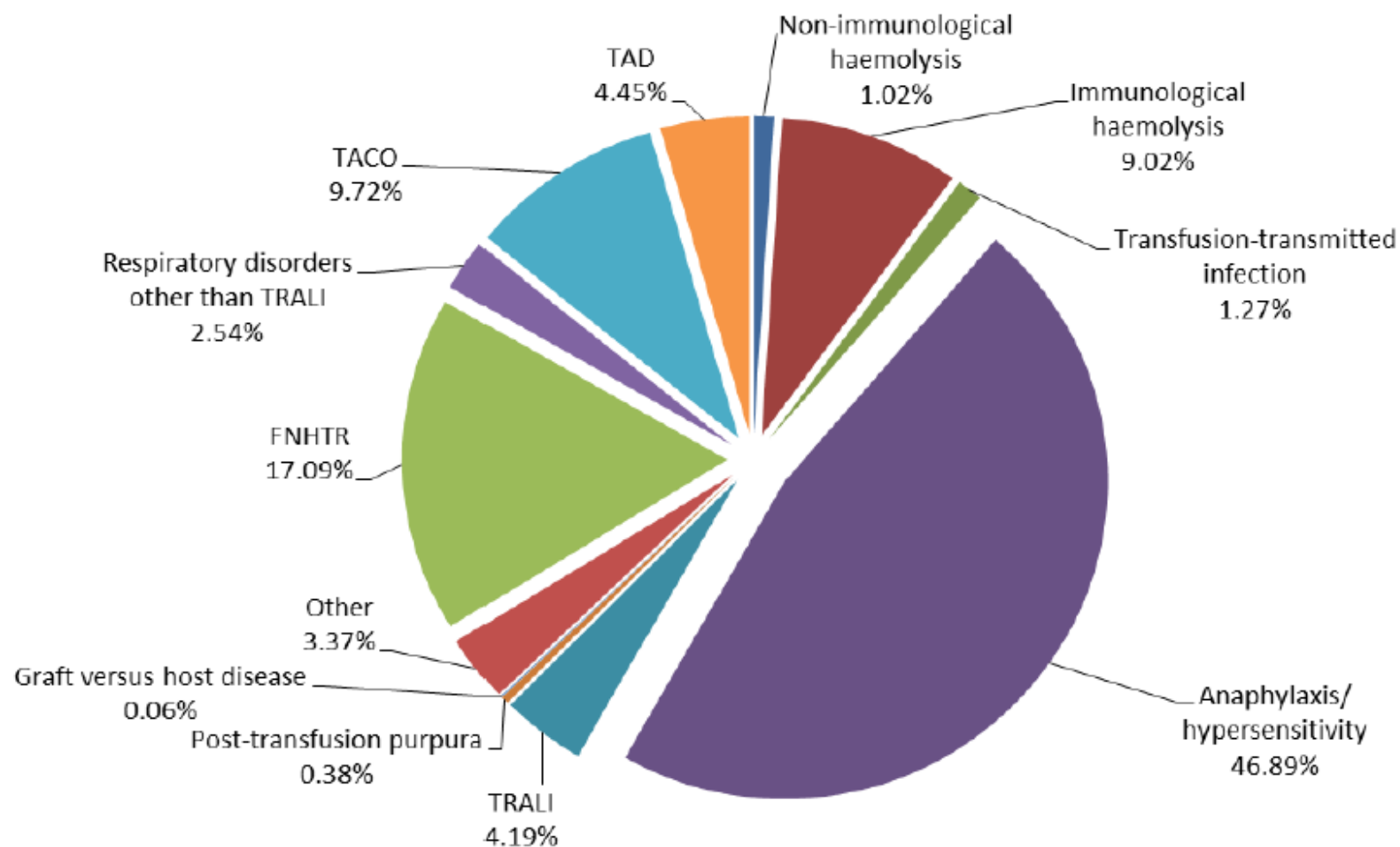
- Sometimes questionable or even missing (eg units distributed vs transfused)

- **Distance between vigilance data and safety practices**

→ **Capacity of haemovigilance to bring measures to improve donor (and patient) safety?**

→ **Benchmarking safety practices: a desirable complement to haemovigilance?**

Annual EU reporting of serious adverse reactions for blood & BCs (2011): haemovigilance limitations



Conclusions, ways forward

- **Benchmarking donor safety practice**
 - An effective method to identify good practices and also domains needing further studies to do so.
 - Subject to careful review of practices, collaboration with international experts, and completion of benchmarking cycle.
- **Towards a more effective role of donor vigilance to continuously improve donor safety?**
 - Prioritising practices to benchmark
 - Re-assessing impact after implementation
- **Applicability to patient haemovigilance?** To be evaluated.

Acknowledgements

European experts

- Wim de Kort, Sanquin, Netherlands
- Gail Mifflin, NHSBT, United Kingdom
- Johanna Castrén, RFCBS, Finland
- Harald Klüter, ITMI, Germany

EFS experts

- Djamel Benobar
- Françoise Maire
- Bruno Danic
- Geneviève Woimant
- Chantal Jacquot
- Saadia Jbilou
- Stéphanie Julien
- Bertrand Pelletier
- Nicole Coudurier
- Yves Charpak
- Rachid Djoudi

Thank you for your attention!

Questions, comments?